

# Acura / Honda - Transverse 5-Speed

## APPLICATION GUIDE

VEHICLE	YEARS	TRANS CODE	NO. OF SHAFTS	BANNER KIT	NO. OF PACKS	FRICTION MODULE	STEEL MODULE	OVERHAUL KIT
3.2CL	2000-03	MGFA, BGFA	3	K9500-S <sup>1</sup>	6	K9500-F <sup>1</sup>	K9500-9	K95900
ILX	2013-15	M9DA	3		5			
MDX	2001-02	MGHA, BGHA	3	K9500A-S <sup>1</sup>	6	K9500A-F <sup>1</sup>	K9500A-9	K95900A
MDX	2003-06	MDKA, BDKA	3	K9500C-S <sup>1,3</sup>	6	K9500C-F <sup>1</sup>	K9500C-9	K95900C <sup>3</sup>
MDX	2007-09	BYFA	3	K9500F-S <sup>1,3</sup>	6	K9500F-F <sup>1</sup>	K9500F-9	K95900F <sup>3</sup>
RL	2005-08	MJBA	3	K9500DA-S <sup>1,3</sup>	6	K9500DA-F <sup>1</sup>	K9500DB-9	K95900C <sup>3</sup>
RL	2009-10	MJBA	3	K9500DK-S <sup>1,3</sup>	6	K9500DK-F <sup>1</sup>	K9500F-9	K95900C <sup>3</sup>
RDX	2007-09	BWEA	3	K9500DH-S <sup>1,3</sup>	6	K9500DH-F <sup>1</sup>	K9500H-9	K95900C <sup>3</sup>
RDX	2010-12	BWEA, BT3A	3	K9500DK-S <sup>1,3</sup>	6	K9500DK-F <sup>1</sup>	K9500H-9	K95900C <sup>3</sup>
RSX	2002	MRMA	2	K9500BA-S <sup>1,2</sup>	5	K9500BA-F <sup>1</sup>	K9500B-9	K95900B
RSX	M/02-06	MRMA	2	K9500BA-S <sup>1,2</sup>	5	K9500BA-F <sup>1</sup>	K9500B-9A	K95900B
TL	2000-03	M7WA, B7WA	3	K9500-S <sup>1</sup>	6	K9500-F <sup>1</sup>	K9500-9	K95900
TL	2004-06	BDGA	3	K9500E-S <sup>1</sup>	6	K9500AC-F <sup>1</sup>	K9500A-9	K95900
TL	2007-08	BDGA, BDHA	3	K9500H-S <sup>1</sup>	6	K9500DH-F <sup>1</sup>	K9500H-9	K95900H
TL	2009-11	BK3A	3	K9500HK-S <sup>1</sup>	6	K9500DK-F <sup>1</sup>	K9500H-9	K95900H
TL SH-AWD	2009-11	BK4A, BKFA	3	K9500FG-S <sup>1,3</sup>	6	K9500DK-F <sup>1</sup>	K9500F-9	K95900F <sup>3</sup>
TSX	2004	MCTA	2	K9500BE-S <sup>1,2</sup>	5	K9500BE-F <sup>1</sup>	K9500BE-9	K95900B
TSX	2005	MCTA	2	K9500BA-S <sup>1,2</sup>	5	K9500BA-F <sup>1</sup>	K9500BF-9	K95900B
TSX	2006-08	MCTA	2	K9500BJ-S <sup>1,2</sup>	5	K9500BJ-F <sup>1</sup>	K9500BG-9	K95900B
TSX w/2.4L	2009-14	MM7A, M8SA	2	K9500J-S <sup>1</sup>	5	K9500BJ-F <sup>1</sup>	K9500BJ-9	K95900J
TSX w/3.5L	2010-14	MM2A	3	K9500HK-S <sup>1</sup>	6	K9500DK-F <sup>1</sup>	K9500H-9	K95900H
Accord w/4 Cyl.	2003-04	BCLA, MCLA	2	K9500BA-S <sup>1,2</sup>	5	K9500BA-F <sup>1</sup>	K9500B-9B	K95900B
Accord w/4 Cyl.	2005	BCLA, MCLA	2	K9500BA-S <sup>1,2</sup>	5	K9500BA-F <sup>1</sup>	K9500BA-9	K95900B
Accord w/4 Cyl.	2006-07	BCLA, MCLA	2	K9500BJ-S <sup>1,2</sup>	5	K9500BJ-F <sup>1</sup>	K9500BJ-9	K95900B
Accord w/4 Cyl.	2008-12	B90A, M91A	2	K9500J-S <sup>1,2</sup>	5	K9500BJ-F <sup>1</sup>	K9500BJ-9	K95900J
Accord V6	2003-04	BAYA, MAYA	3	K9500-S <sup>1</sup>	6	K9500-F <sup>1</sup>	K9500-9	K95900
Accord V6	2005	BAYA, MAYA	3	K9500E-S <sup>1</sup>	6	K9500AC-F <sup>1</sup>	K9500A-9	K95900
Accord V6	2006-07	BAYA, MAYA	3	K9500E-S <sup>1</sup>	6	K9500AC-F <sup>1</sup>	K9500AC-9	K95900
Accord V6	2008-09	B97A, P79A	3	K9500H-S <sup>1</sup>	6	K9500DH-F <sup>1</sup>	K9500H-9	K95900H
Accord V6	2010-12	B97A, P79A	3	K9500HK-S <sup>1</sup>	6	K9500DK-F <sup>1</sup>	K9500H-9	K95900H
Accord Hybrid	2005-07	MURA	3	K9500D-S <sup>1</sup>	6	K9500DA-F <sup>1</sup>	K9500D-9	K95900D
Civic	2006-11	SPCA, MPCA	2	K9500G-S <sup>1,2</sup>	5	K9500G-F <sup>1</sup>	K9500G-9	K95900G
Civic	2012-13	BRZA, MZ2A	2	K9500G-S	5	K9500G-F <sup>1</sup>	K9500G-9	K95900G
CrosstourV6 (FWD)	2010-12	BBSA, P9YA	3	K9500HK-S	6	K9500DK-F <sup>1</sup>	K9500H-9	K95900H
CrosstourV6 (AWD)	2010-12	BBTA, P9ZA	3	K9500FK-S	6	K9500DK-F <sup>1</sup>	K9500H-9	K95900F
Crosstour w/4Cyl.	2012-15	BJ1A	2	K9500BJ-S <sup>1</sup>	5	K9500BJ-F <sup>1</sup>	K9500BJ-9	K95900B
CRV	2005-06	MKZA/YA, GPLA/PA	2	K9500BA-S <sup>1</sup>	5	K9500BA-F <sup>1</sup>	K9500BA-9	K95900B
CRV	2007-11	BRZJ/ZH, BZJA/HA, MZJA/HA, M16A, M17A	2	K9500BJ-S <sup>1</sup>	5	K9500BJ-F <sup>1</sup>	K9500BJ-9	K95900B
CRV	2012-14	B5RA, B5SA, M5MA/LA	2	K9500BJ-S <sup>1</sup>	5	K9500BJ-F <sup>1</sup>	K9500BJ-9	K95900B
Element	2007-11	MNZA, MZ/BZKA, BZNA	2	K9500BJ-S <sup>1</sup>	5	K9500BJ-F <sup>1</sup>	K9500BJ-9	K95900B
Fit	2007-13	SMMA, SP5A, MP5A	2	K9500G-S <sup>1,2</sup>	5	K9500G-F <sup>1</sup>	K9500GB-9	K95900G
Odyssey	2002-04	BYBA	3	K9500A-S <sup>1</sup>	6	K9500A-F <sup>1</sup>	K9500A-9	K95900A
Odyssey	2005-06	BGRA, PGRA	3	K9500AC-S <sup>1</sup>	6	K9500AC-F <sup>1</sup>	K9500AC-9	K95900A
Odyssey	2007-08	P36A, B36A	3	K9500H-S <sup>1</sup>	6	K9500DH-F <sup>1</sup>	K9500H-9	K95900H
Odyssey	2009-10	P36A, B36A	3	K9500HK-S <sup>1</sup>	6	K9500DK-F <sup>1</sup>	K9500H-9	K95900H
Odyssey	2011-13	PV1A	3	K9500HK-S	6	K9500DK-F <sup>1</sup>	K9500H-9	K95900H
Pilot	2003-04	MYGA, BVGA	3	K9500A-S <sup>1</sup>	6	K9500A-F <sup>1</sup>	K9500A-9	K95900A
Pilot	2005	BVGA	3	K9500AC-S <sup>1</sup>	6	K9500AC-F <sup>1</sup>	K9500AC-9	K95900A
Pilot	2006-08	BV/PVGA, BVLA, P34/35A	3	K9500DA-S <sup>3</sup>	6	K9500DA-F <sup>1</sup>	K9500DB-9	K95900C <sup>3</sup>
Pilot (2WD)	2009-10	PN4A	3	K9500H-S <sup>1</sup>	6	K9500DH-F <sup>1</sup>	K9500H-9	K95900H
Pilot (2WD)	2011-15	PN4A	3	K9500HK-S <sup>1</sup>	6	K9500DK-F <sup>1</sup>	K9500H-9	K95900H
Pilot (4WD)	2009-10	PN3A	3	K9500FD-S <sup>1,3</sup>	6	K9500DH-F <sup>1</sup>	K9500H-9	K95900F <sup>3</sup>
Pilot (4WD)	2011-15	PN3A	3	K9500FK-S <sup>1,3</sup>	6	K9500DK-F <sup>1</sup>	K9500H-9	K95900F <sup>3</sup>
Ridgeline	2006-08	BJFA, MJFA	3	K9500DA-S <sup>1,3</sup>	6	K9500DA-F <sup>1</sup>	K9500DA-9	K95900C <sup>3</sup>
Ridgeline	2009-14	BJFA, PSFA	3	K9500FK-S <sup>1,3</sup>	6	K9500DK-F <sup>1</sup>	K9500H-9	K95900F <sup>3</sup>
Saturn VUE	2004-07	MDRA, MDPA	3	K9500C-S <sup>1</sup>	6	K9500C-F <sup>1</sup>	K9500C-9	K95900C <sup>3</sup>

<sup>1</sup> For Kits built with OEM Friction Plates, please order with a "J" Prefix (i.e JK9500-S) <sup>2</sup> These units utilize Bonded Piston Retainers, please see Page 5.5-11 for information. <sup>3</sup> For AWD, please order K95900CT-5 Transfer Case Section Kit.

# Acura / Honda - Transverse 5-Speed

## APPLICATION GUIDE - Continued

VEHICLE	YEARS	TRANS CODE	CASE GASKETS	CONVERTER SEAL / RETAINERS	LEFT AXLE SEAL	RIGHT AXLE SEAL	INTERNAL FILTER	EXTERNAL FILTER
<b>ACURA:</b>								
3.2CL	2000-03	MGFA, BGFA	K95900-6	68502L	68512	68519	95600*	95609A
<i>ILX</i>	<i>2013-15</i>	<i>M9DA</i>	<i>K95900J-6</i>	<i>68502L</i>	<i>68512</i>	<i>95551</i>	<i>95600J*</i>	<i>95609B</i>
MDX	2001-02	MGHA, BGHA	K95900A-6	68502L	68512	68519	95600A*	95609A
MDX	2003-06	MDKA, BDKA	K95900C-6	95526	68512	68519	95600C*	91609B
MDX	2007-09	BYFA	K95900C-6	95526	68512	68519	95600F*	91609B
RL	2005-08	MJBA	K95900C-6	95526	68512	68519	95600DA*	91609B
RL	2009-10	MJBA	K95900C-6	95526	68512	68519	95600F*	91609B
RDX	2007-12	BWEA, BT3A	K95900C-6	95526	68512	68519	95600F*	91609B
RSX	2002-06	MRMA	K95900B-6	(3) 95842B	68512	95551	95600B*	95609B
TL	2000-03	M7WA, B7WA	K95900-6	68502L	68512	68519	95600*	95609A
TL	2004-06	BDGA	K95900-6	68502L	68512	68519	95600*	95609
TL	2007-08	BDGA, BDHA	K95900H-6	95526	68512	68519	95600H*	91609B
TL	2009-11	BK3A	K95900H-6	95526	68512	68519	95600H*	91609B
TL SH-AWD	2009-11	BK4A, BKFA	K95900C-6	95526	68512	68519	95601H*	91609B
TSX	2004	MCTA See Retainers	K95900B-6	68502L	68512	95551	95600B*	95609B
TSX	2005-08	MCTA See Retainers	K95900B-6	68502L	68512	95551	95600B*	95609B
TSX w/2.4L	2009-14	MM7A, M8SA	K95900J-6	95842B, J,JA	68512	95551	95600J	95609B
TSX w/3.5L	2010-14	MM2A	K95900H-6	95526	68512	68519	95600H*	91609B
<b>HONDA:</b>								
Accord w/4Cyl	2003-04	BCLA, MCLA	K95900B-6	68502L	68512	95551B	95600B*	95609B
Accord w/4Cyl	2005-07	BCLA, MCLA	K95900B-6	95842B, J,JA	68512	95551B	95600B*	95609B
Accord w/4Cyl	2008-12	B90A, M91A	K95900J-6	95842B, J,JA	68512	95551	95600J*	95609B
Accord V6	2003-07	BAYA, MAYA	K95900-6	68502L	68512	68519	95600*	95609
Accord V6	2008-12	B97A, P79A	K95900H-6	95526	68512	68519	95600H*	91609B
Hybrid	2005-07	MURA	K95900C-6	95526	68512	68519	95600D*	91609B
Civic	2006-11	SPCA, MPCA	K95900G-6	(1) 95842G	68516	95551	95600G*	95609B
<i>Civic</i>	<i>2012-13</i>	<i>BRZA, MZ2A</i>	<i>K95900G-6</i>	<i>(1) 95842G</i>	<i>68516</i>	<i>95551</i>	<i>95600G*</i>	<i>95609B</i>
CrosstourV6	2010-12	(FWD) BBSA, P9YA	K95900H-6	95526	68512	68519	95600H*	91609B
CrosstourV6	2010-12	(AWD) BBTA, P9ZA	K95900C-6	95526	68512	68519	95601H*	91609B
Crosstour 4Cyl.	2012-15	BJ1A	K95900J-6	68502L	68512	95551	95600J*	95609B
CRV	2005-06	MKZA/YA, GPLA/PA	K95900B-6	(3) 95842B	68512	95551	95600B	95609B
CRV (2WD)	2007-11	BR/BZJA, MZJA, M17A	K95900J-6	95842B, J,JA	68512	95551	95600J	95609B
CRV (4WD)	2007-11	BRZH, BZ/MZHA, M16A	K95900J-6	95842B, J,JA	68512	95551	95600J	95609B
CRV (2WD)	2012-14	B5SA, M5MA	K95900J-6	68502L	68512	95551	95600J	95609B
CRV (4WD)	2012-14	B5RA, M5LA	K95900J-6	68502L	68512	95551	95600J	95609B
Element	2007-11	MNZA, MZ/BZKA, BZNA	K95900J-6	95842B, J,JA	68512	95551	95600J*	95609B
Fit	2007-13	SMMA, SP5A, MP5A	K95900GB-6	(1) 95842G	68516	95551	95600G*	95609B
Odyssey	2002-04	BYBA	K95900-6	68502L	68512	68519	95600*	95609A
Odyssey	2005-06	BGRA, PGRA	K95900A-6	68502L	68512	68519	95600A*	95609
Odyssey	2007-13	B36A, P36A, PV1A	K95900H-6	95526	68512	68519	95600H*	91609B
Pilot	2003-04	MYGA, BVGA	K95900A-6	68502L	68512	68519	95600*	95609A
Pilot	2005	BVGA	K95900A-6	68502L	68512	68519	95600A*	95609
Pilot	2006-07	BVLA, BVGA, PVGA	K95900C-6	95526	68512	68519	95600CA*	91609B
Pilot	2008	P34A, P35A	K95900C-6	95526	68512	68519	95600CA*	91609B
Pilot (2WD)	2009-15	PN4A	K95900H-6	95526	68512	68519	95600H*	91609B
Pilot (AWD)	2009-15	PN3A	K95900C-6	95526	68512	68519	95601H*	91609B
Ridgeline	2006-08	BJFA, MJFA	K95900C-6	95526	68512	68519	95600C*	91609B
Ridgeline	2009-14	BJFA, PSFA	K95900C-6	95526	68512	68519	95601H*	91609B
<b>SATURN:</b>								
VUE	2004-07	MDRA, MDPA	K95900C-6	95526	68512	68519	95600C*	91609B

\* Please see Pages 5.5-8 for External Filter Application Information.

\*\*\*\*\* PLEASE SEE FILTER ILLUSTRATIONS ON PAGE 5.5-12 FOR VISUAL IDENTIFICATION.



# Honda - Transverse 5-Speed - Cont'd.

For Kit, Gasket Set, Clutch, Seal and Filter Information, See Application Chart on Pages 5.5-3 & 4

## NEW MASTER ABBREVIATIONS FOR VEHICLE APPLICATIONS

<b>A3</b> = Accord w/4 Cyl. (2003-04)	<b>E9</b> = Element (2009-11)	<b>RDX</b> = RDX (2007-09)
<b>A5</b> = Accord w/4 Cyl. (2005)	<b>F7</b> = Fit (2007-08)	<b>RDX10</b> = RDX (2010-12)
<b>A6</b> = Accord w/4 Cyl. (2006-07)	<b>F9</b> = Fit (2009- <b>14</b> )	<b>RL</b> = 3.5 RL (2005-08)
<b>A11</b> = Accord w/4 Cyl. (2008-12)	<b>ILX</b> = <b>ILX (2013-14)</b>	<b>RL9</b> = 3.7 RL (2009- <b>10</b> )
<b>A8</b> = Accord V6 (2003-04)	<b>MDX</b> = MDX (2001-02)	<b>RSX</b> = RSX (2002-03)
<b>A9</b> = Accord V6 (2005-07)	<b>MDX3</b> = MDX (2003-06)	<b>RSX2</b> = RSX (2003-06)
<b>A12</b> = Accord V6 (2008-09)	<b>MDX7</b> = MDX (2007-09)	<b>TL2</b> = 3.2TL (2000-03)
<b>A14</b> = Accord V6 (2010-12)	<b>O4</b> = Odyssey (2002-04)	<b>TL3</b> = 3.2TL (2004-06)
<b>AH</b> = Accord Hybrid (2005-07)	<b>O5</b> = Odyssey (2005)	<b>TL4</b> = <b>3.2TL (2007-08)</b>
<b>C5</b> = Civic (2006-11)	<b>O6</b> = Odyssey (2006)	<b>TL5</b> = 3.5TL (2007-08)
<b>C12</b> = <b>Civic (2012-13)</b>	<b>O7</b> = Odyssey (2007)	<b>TL6</b> = 3.5TL (2009- <b>11</b> )
<b>CL5</b> = 3.2 CL (2001-03)	<b>O8</b> = Odyssey (2008)	<b>TL7</b> = 3.7TL (2009- <b>11</b> )
<b>CRV</b> = CRV (2005-06)	<b>O9</b> = Odyssey (2009- <b>13</b> )	<b>TSX</b> = TSX (2004)
<b>CRV2</b> = CRV (2007)	<b>P4</b> = Pilot (2003-04)	<b>TSX1</b> = TSX (2005)
<b>CRV3</b> = CRV (2008-11)	<b>P5</b> = Pilot (2005)	<b>TSX2</b> = TSX (2006)
<b>CRV4</b> = <b>CRV (2012-13)</b>	<b>P6</b> = Pilot (2006-08)	<b>TSX3</b> = TSX (2007-08)
<b>CRT</b> = Crosstour V6 (2010-12)	<b>P9</b> = Pilot (2009- <b>10</b> )	<b>TSX4</b> = TSX w/2.4L (2009-13)
<b>CRT4</b> = <b>Crosstour 4 Cyl. (2012-13)</b>	<b>P11</b> = <b>Pilot (2011-14)</b>	<b>TSX5</b> = TSX w/3.5L (2010- <b>13</b> )
<b>E7</b> = Element (2007)	<b>R5</b> = Ridgeline (2006-08)	<b>VUE</b> = VUE (2004-07)
<b>E8</b> = Element (2008)	<b>R9</b> = Ridgeline (2009-14)	

## METAL CLAD SEALS

10A	<b>68502L</b>	1	Converter ( <b>Clockwise Helix</b> )	44 x 68 x 8mm	2000-On
10A	<b>95526</b>	1	Converter ( <b>Clockwise Helix</b> )	46 x 70 x 8mm	2003-On
11E	<b>68512</b>	1	Left Axle	40 x 56 x 9 x 12.5mm	2000-On
11E	<b>68516</b>	1	Left Axle	35 x 56 x 8 x 11.5mm	2006-On
12E	<b>68519</b>	1	Right Axle	34 x 54 x 8 x 11.5mm	2000-On
12E	<b>95551</b>	1	Right Axle	35 x 58 x 8 x 11.5mm	2002-On
12E	<b>9551B</b>	1	Right Axle	40 x 58 x 8 x 11.5mm	2003-On
---	<b>68504</b>	1	Cross Shaft Seal	12 x 22 x 7mm	2000-On
---	<b>95553A</b>	1	Transfer Case to Companion Flange ( <b>AWD</b> )		2001-On

## SEALING RINGS

20A	<b>68205</b>	2-3	Main Shaft	35mm	2000-On
20A	<b>95205</b>	4	Main Shaft	31mm	2003-On
20A	<b>68204T</b>	2-6	Main Shaft	32mm	2000-On
20A	<b>95204</b>	1	Main Shaft	29mm	2000-On
---	<b>91207P</b>	1	Secondary Shaft	35mm	2000-On
---	<b>95208</b>	2-6	Secondary Shaft	29mm	2002-On
---	<b>95209</b>	2	Secondary Shaft	21.2mm	2006-On

## FRICITION PLATES

<sup>2</sup> Order friction plates with a "J" prefix for OEM.					
30A	<b>91304ASG</b> <sup>2</sup>	4	4th Friction ( <b>TSX</b> )	120mm, 44T - .077" ( <i>Slanted Groove Pattern</i> )	2004
30A	<b>91302L</b> <sup>2</sup>	3-4	4th Friction	123mm, 44 Teeth - .077"	2002-On
( <b>A3/5/6/11, CRV/2/3, E7/8/9, RSX/2, TSX1/2/3/4</b> )					
30A	<b>91304L</b> <sup>2</sup>	4-5	4th Friction	128mm, 44 Teeth - .077"	2000-On
( <b>A8/9, CL5, MDX, O4/5/6, P4/5, TL2/3</b> )					
30A	<b>95310C</b> <sup>2</sup>	4-5	4th Friction ( <b>MDX3, VUE</b> )	130mm, 44 "V" Teeth - .077"	2003-06
30A	<b>95310D</b> <sup>2</sup>	4-5	4th Friction ( <b>AH, P6, R5, RL</b> )	133mm, 44 "V" Teeth - .077"	2005-On
30A	<b>95310DG</b> <sup>2</sup>	5	4th Friction ( <b>MDX7</b> )	133mm, 44 "V" Teeth - .077" ( <i>Green</i> )	2007-On
30A	<b>95310H</b> <sup>2</sup>	5	4th Friction ( <b>A12, O7/8, P9, RDX, TL5</b> )	133mm, 45 "V" Teeth - .077"	2007-On
30A	<b>95310K</b> <sup>2</sup>	5	4th Friction	133mm, 32 Sq. Teeth - .077"	2009-On
( <b>A14, CRT, O9, R9, RDX10, RL9, TL6/7, TSX5</b> )					
30A	<b>95310KG</b> <sup>2</sup>	5	4th Friction ( <b>RL9, TL7</b> )	133mm, 32 Sq. Teeth - .077" ( <i>Green</i> )	2009-On
30A	<b>95302G</b> <sup>2</sup>	3-4	4th Friction ( <b>C5, F7/9</b> )	120mm, 40 Teeth - .077"	2006-On
34B	<b>91304ASG</b> <sup>2</sup>	4	5th Friction ( <b>TSX</b> )	120mm, 44T - .077" ( <i>Slanted Groove Pattern</i> )	2004
34B	<b>91302L</b> <sup>2</sup>	3-4	5th Friction	123mm, 44 Teeth - .077"	2002-On
( <b>A3/5/6/11, CRV/2/3, E7/8/9, RSX/2, TSX1/2/3/4</b> )					

# Honda - Transverse 5-Speed - Cont'd.

ILL. NO.	PART NUMBER	PER CAR	DESCRIPTION
<b>FRICITION PLATES - Cont'd.</b>			
34B	91304L <sup>2</sup>	4-5	5th Friction ..... 128mm, 44 Teeth - .077" ..... 2000-On ( A8/9, CL5, MDX, O4/5/6, P4/5, TL2/3 )
34B	95310C <sup>2</sup>	4	5th Friction ( MDX3, VUE ) ..... 130mm, 44 Teeth - .077" ..... 2003-06
34B	95310D <sup>2</sup>	4-5	5th Friction ( AH, P6, R5, RL ) ..... 133mm, 44 Teeth - .077" ..... 2005-On
34B	95310DA <sup>2</sup>	4-5	5th Friction ( A12, O7/O8, P9, RDX, TL5 ) ..... 133mm, 44 Long Teeth - .077" ..... 2005-On
34B	95310DAG <sup>2</sup>	4-5	5th Friction ( MDX7 ) ..... 133mm, 44 Long Teeth - .077" (Green) ..... 2005-On
34B	95310K <sup>2</sup>	5	5th Friction ..... 133mm, 32 Sq. Teeth - .077" ..... 2009-On ( A14, CRT, O9, R9, RDX10, TL6, TSX5 )
34B	95310KG <sup>2</sup>	5	5th Friction ( RL9, TL7 ) ..... 133mm, 32 Sq. Teeth - .077" (Green) ..... 2009-On
34B	95302G <sup>2</sup>	3-4	5th Friction ( C5, F7/9 ) ..... 120mm, 40 Teeth - .077" ..... 2006-On
38C	91304ASG <sup>2</sup>	4-6	1st Friction ( A3/5, CRV, RSX/2 ) ..... 120mm, 44T - .077" (Slanted Groove Pattern) ..... 2002-On
38C	91304AG <sup>2</sup>	5	1st Friction ( TSX/1/2/3 ) ..... 120mm, 44T - .077" (Green Sunburst Pattern) ..... 2002-On
38C	91302H <sup>2</sup>	4-5	1st Friction ..... 132mm, 49T - .075" ..... 2000-On ( A8/9/12/14/AH, CL5, MDX/3/7, O4-9, P4-9, R5/9, RDX/10, RL/9, TL2-7, VUE )
38C	95304B <sup>2</sup>	4-6	1st Friction ( A6/11, CRV2/3, E7/8/9 ) ..... 121mm, 44T - .077" ..... 2006-On
38C	95304G <sup>2</sup>	6	1st Friction (C5, F7/9 ) ..... 106mm, 38 Teeth - .075" ..... 2006-On
42C	91304A <sup>2</sup>	3	L-H Friction ..... 120mm, 44T - .077" ..... 2000-On ( A8/9/12/14/AH, CL5, MDX/3/7, O4-9, P4-9, R5/9, RDX/10, RL/9, TL2-7, TSX5, VUE )
45C	91304A <sup>2</sup>	4-6	2nd Friction ( A3/5, CRV, RSX/2, TSX/1/2/3 ) ..... 120mm, 44 Teeth - .077" ..... 2002-On
45C	95302 <sup>2</sup>	5-6	2nd Friction ( A8/9, CL5, MDX, O4/5/6, P4/5, TL2/3 ) ..... 127mm, 30 Teeth - .077" ..... 2000-On
45C	95302C <sup>2</sup>	7	2nd Friction ..... 120mm, 28 Teeth - .077" ..... 2003-On ( A12/14/AH, MDX3/7, O7/8/9, P6/9, R5/9, RDX/10, RL/9, TL5/6/7, TSX5, VUE )
45C	95302G <sup>2</sup>	4	2nd Friction (C5, F7/9 ) ..... 120mm, 40 Teeth - .077" ..... 2006-On
45C	95304B <sup>2</sup>	5-6	2nd Friction ( A6/11, CRV2/3, E7/8/9, TSX4 ) ..... 121mm, 44T - .077" ..... 2006-On
49D	91304ASG <sup>2</sup>	4-5	3rd Friction ( A3/5/6, CRV, RSX/2 ) ..... 120mm, 44T - .077" (Slanted Groove Pattern) ..... 2002-On
49D	91304AG <sup>2</sup>	5	3rd Friction ( TSX/1/2/3 ) ..... 120mm, 44T - .077" (Green Sunburst Pattern) ..... 2002-On
49D	95304 <sup>2</sup>	5	3rd Friction ( A8, CL5, TL2 ) ..... 120mm, 42 Teeth - .077" ..... 2000-On
49D	95304A <sup>2</sup>	5	3rd Friction ( A9, MDX, O4/5/6, P4/5, TL3 ) ..... 124mm, 42 Teeth - .077" ..... 2001-On
49D	95306C <sup>2</sup>	5	3rd Friction ( AH, MDX3, P6, RL, R5, VUE ) ..... 128mm, 42 Teeth - .077" ..... 2003-On
49D	95306H <sup>2</sup>	5	3rd Friction ( A12, O7/8, P9, RDX, TL5 ) ..... 128mm, 42 Long Teeth - .077" ..... 2007-On
49D	95306HG <sup>2</sup>	6	3rd Friction ( MDX7 ) ..... 128mm, 42 Long Teeth - .077" (Green) ..... 2007-On
49D	95306F <sup>2</sup>	5	3rd Friction ( A14, O9, R9, RDX10, TL6, TSX5 ) ..... 128mm, 32 Sq. Teeth - .077" ..... 2007-On
49D	95306FG <sup>2</sup>	6	3rd Friction ( RL9, TL7 ) ..... 128mm, 32 Sq. Teeth - .077" (Green) ..... 2007-On
49D	95302G <sup>2</sup>	3-4	3rd Friction ( C5, F7/9 ) ..... 120mm, 40 Teeth - .077" ..... 2006-On
49D	95304B <sup>2</sup>	5-6	3rd Friction ( A6/11, CRV2/3, E7/8/9, TSX4 ) ..... 121mm, 44T - .077" ..... 2006-On
<b>STEEL PLATES</b>			
31A	91305LB	4	4th Steel ( A8, A9 '05, CL5, MDX, O4, P4, TL2/3 ) ..... 93mm, 20 Fine Teeth - .079" ..... 2000-On
31A	91305LA	5	4th Steel ( A9 '06-'07, O5/6, P5 ) ..... 93mm, 20 Fine Teeth - .063" ..... 2005-On
31A	91303L	3	4th Steel ( RSX ) ..... 93mm, 20 Large Teeth - .076" ..... 2002
31A	95311B	3-4	4th Steel ..... 93mm, 24 Fine Notched Teeth - .079" ..... 2002-On ( A5/6/11, CRV/2/3, E7/8/9, RSX/2, TSX1/2/3/4 )
31A	95311BA	3	4th Steel ( A3 ) ..... 93mm, 24 Fine Notched Teeth - .091" ..... 2003-On
31A	95311C	4-5	4th Steel ( MDX3, VUE ) ..... 93mm, 24 Teeth - .079" ..... 2003-On
31A	91305A	4	4th Steel ( TSX ) ..... 93mm, 24 Teeth - .079" ..... 2004
31A	95311D	4-5	4th Steel ( AH ) ..... 93mm, 24 Teeth - .079" ..... 2005-On
31A	95311DA	4-5	4th Steel ..... 93mm, 24 Teeth - .063" ..... 2005-On ( A12/14, O7/8/9, P9, R5/9, RDX/10, TL5, TSX5 )
31A	95311DB	4-5	4th Steel ( P6, RL ) ..... 93mm, 24 Teeth - .069" ..... 2005-On
31A	95305G	4	4th Steel ( C5, F7/9 ) ..... 82mm, 30 Teeth - .063" ..... 2007-On
31A	95311F	5	4th Steel ( MDX7, RL9, TL6/7 ) ..... 93mm, 28 Teeth - .063" ..... 2007-On
35B	91305LA	5	5th Steel ( A9 '06-'07, O5/6, P5 ) ..... 93mm, 20 Fine Teeth - .063" ..... 2005-On
35B	91305L	4	5th Steel ( A8, A9 '05, CL5, MDX, O4, P4, TL2/3 ) ..... 93mm, 20 Fine Teeth - .091" ..... 2000-On
35B	91303L	3	5th Steel ( RSX ) ..... 93mm, 20 Large Teeth - .076" ..... 2002
35B	95311B	3-4	5th Steel ..... 93mm, 24 Fine Notched Teeth - .079" ..... 2002-03 ( A5/6/11, CRV/2/3, E7/8/9, RSX/2, TSX1/2/3/4 )

# Honda - Transverse 5-Speed - Cont'd.

ILL. NO.	PART NUMBER	PER CAR	DESCRIPTION	YEARS				
ABBREVIATIONS FOR VEHICLE APPLICATIONS				SEE CHART ON 5.5-5				
A3	=	Accord w/4 Cyl. (2003-04)	F7	=	Fit (2007-08)	RDX	=	RDX (2007-09)
A5	=	Accord w/4 Cyl. (2005)	F9	=	Fit (2009-13)	RDX10	=	RDX (2010-12)
A6	=	Accord w/4 Cyl. (2006-07)	MDX	=	MDX (2001-02)	RL	=	3.5 RL (2005-08)
A11	=	Accord w/4 Cyl. (2008-12)	MDX3	=	MDX (2003-06)	RL9	=	3.5 RL (2009-12)
A8	=	Accord V6 (2003-04)	MDX7	=	MDX (2007-09)	RSX	=	RSX (2002-03)
A9	=	Accord V6 (2005-07)	O4	=	Odyssey (2002-04)	RSX2	=	RSX (2003-06)
A12	=	Accord V6 (2008-09)	O5	=	Odyssey (2005)	TL2	=	3.2TL (2000-03)
A14	=	Accord V6 (2010-12)	O6	=	Odyssey (2006)	TL3	=	3.2TL (2004-06)
AH	=	Accord Hybrid (2005-07)	O7	=	Odyssey (2007)	TL5	=	3.5TL (2007-08)
C5	=	Civic (2006-11)	O8	=	Odyssey (2008)	TL6	=	3.5TL (2009-12)
CL5	=	3.2 CL (2001-03)	O9	=	Odyssey (2009-12)	TL7	=	3.7TL (2009-12)
CRV	=	CRV (2005-06)	P4	=	Pilot (2003-04)	TSX	=	TSX (2004)
CRV2	=	CRV (2007)	P5	=	Pilot (2005)	TSX1	=	TSX (2005)
CRV3	=	CRV (2008-11)	P6	=	Pilot (2006-08)	TSX2	=	TSX (2006)
CRT	=	Crosstour V6 (2010-12)	P9	=	Pilot (2009-13)	TSX3	=	TSX (2007-08)
E7	=	Element (2007)	R5	=	Ridgeline (2006-09)	TSX4	=	TSX w/2.4L (2009-13)
E8	=	Element (2008)	R9	=	Ridgeline (2010-13)	TSX5	=	TSX w/3.5L (2010-12)
E9	=	Element (2009-11)				VUE	=	VUE (2004-07)
STEEL PLATES - CONT'D.								
35B	95311BA	3	5th Steel ( A3 )	93mm, 24 Fine Notched Teeth - .091"	2003-On			
35B	95311C	4-5	5th Steel ( MDX3, VUE )	93mm, 24 Teeth - .079"	2003-On			
35B	91305A	4	5th Steel ( TSX )	93mm, 24 Teeth - .079"	2004			
35B	95311D	4-5	5th Steel ( AH )	93mm, 24 Teeth - .079"	2005-On			
35B	95311DA	4-5	5th Steel	93mm, 24 Teeth - .063"	2005-On			
			( A12/14, O7/8/9, P6/9, R5/9, RDX/10, RL, TL5, TSX5, VUE 2WD )					
35B	95307G	4	5th Steel ( C5 )	86mm, 24 Teeth - .063"	2006-On			
35B	95307GB	3	5th Steel ( F7/9 )	86mm, 24 Teeth - .079"	2007-On			
35B	95311F	5	5th Steel ( MDX7, RL9, TL6/7 )	93mm, 28 Teeth - .063"	2007-On			
39C	95301	5	1st Steel	103mm, 24T - .060"	2000-On			
			( A8/9/12/14/H, CL5, MDX/3/7, O4-9, P4-9, R5/9, RDX/10, RL/9, TL2-7, TSX5, VUE )					
39C	95301B	4	1st Steel ( RSX/2 )	93mm, 20 Notched Teeth - .079"	2002-On			
39C	91305AB	5	1st Steel ( A3/5/6, CRV )	93mm, 24 Teeth - .063"	2003-On			
39C	95305B	5	1st Steel ( TSX/1/2/3 )	93mm, 30 Teeth - .063"	2004-On			
39C	95301G	6	1st Steel ( C5, F7/9 )	82mm, 32 Teeth - .063"	2006-On			
39C	95305BJ	5	1st Steel ( A6/11, CRV2/3, E7/8/9, TSX4 )	93mm, 24 Teeth - .063"	2006-On			
43C	95309	3	L-H Steel	93mm, 6T - .069"	2000-On			
			( A8/9/12/14/H, CL5, MDX/3/7, O4-9, P4-9, R5/9, RDX/10, RL/9, TL2-7, TSX5, VUE )					
46C	95303	5-6	2nd Steel	95mm, 20 Teeth - .063"	2000-On			
			( A8/9, CL5, MDX, O4/5/6, P4/5/6, TL2/3 )					
46C	95305C	7	2nd Steel	86mm, 24 Teeth - .070"	2003-On			
			( AH/12/14, MDX3/7, O7/8/9, P6/9, R5/9, RDX/10, RL/9, TL5/6/7, TSX5, VUE )					
46C	91305A	4-6	2nd Steel ( A3/5, CRV, RSX/2, TSX/1 )	93mm, 24 Teeth - .079"	2002-On			
46C	91305AG	1	2nd Steel ( A5, TSX/1 )	93mm, 24 Teeth - .157"	2002-On			
46C	95305GA	4	2nd Steel ( C5 )	82mm, 30 Teeth - .079"	2006-On			
46C	95305GB	4	2nd Steel ( F7/9 )	82mm, 30 Teeth - .091"	2007-On			
46C	95305BG	6	2nd Steel ( A6/11, CRV2/3, E7/8/9, TSX2-4 )	93mm, 24 Teeth - .079"	2006-On			
50D	95305	5	3rd Steel ( A8, CL5, TL2 )	88mm, 24 Teeth - .091"	2000-On			
50D	95305A	5	3rd Steel ( A9, MDX, O4/5/6, P4/5, TL3 )	88mm, 20 Teeth - .091"	2000-On			
50D	95307C	5	3rd Steel ( AH, MDX3, P6, RL, R5, VUE )	88mm, 20 Teeth - .079"	2004-On			
50D	95307CH	5	3rd Steel (Larger I.D. than 95307C)	90mm, 20 Teeth - .079"	2007-On			
			( A12/14, O7/8/9, P9, R9, RDX/10, TL5/6, TSX5 )					
50D	95307F	6	3rd Steel ( MDX7, RL9, TL7 )	90mm, 24 Teeth - .070"	2007-On			
50D	95301B	4	3rd Steel ( RSX/2 )	93mm, 20 Teeth - .079"	2002-On			
50D	91305AB	5	3rd Steel ( A3/5/6, CRV )	93mm, 24 Teeth - .063"	2003-On			
50D	95305B	6	3rd Steel ( TSX/1/2/3 )	93mm, 30 Teeth - .063"	2004-On			
50D	95307G	4	3rd Steel ( C5 )	86mm, 24 Teeth - .063"	2006-On			
50D	95307GB	3	3rd Steel ( F7/9 )	86mm, 24 Teeth - .079"	2007-On			
50D	95305BJ	6	3rd Steel (Larger O.D. than 91305A)	93mm, 24 Teeth - .063"	2006-On			
			( A6/11, CRV2/3, E7/8/9, TSX4 )					



# Honda - Transverse 5-Speed - Cont'd.

ILL. NO.	PART NUMBER	PER CAR	DESCRIPTION	
<b>EXTERNAL FILTERS AND SCREENS</b>				
55D	95609	1	External Filter (A8/9, O5/6, P5, TL3) .....	2003-On
55D	95609A	1	External Filter (CL5, MDX, O4, P4, TL2) .....	2002-On
55D	95609B	1	External Filter, Inline (A3/5/6/11, C5/12, CRV2/3, E7/8/9, F7/9, ILX, RSX/2, TSX1-4) .....	2003-On
55D	95609B	1	External Filter (A11 Some '11-'12, CRV4, CRT4) .....	2011-On
55D	91609B	1	External Filter (A12/14, AH, CRT, MDX3/7, O7/8/9, P6/9, RDX/10, RL/9, R5/9, TL5/6/7, TSX5, VUE) .....	2005-On
---	91610U	AR	Valve Body Screen (.675" Round x .325") .....	2000-On
<b>BUSHING KITS AND DIFFERENTIAL BEARINGS</b>				
---	K95980	1	Bushing Kit (All) .....	2000-On
			<b>Differential Bearing and Race Kits, Right Side (Bellhousing) Below:</b>	
60E	K91430J	1	40x80x18.75mm ( A3, RSX/2 '05, TSX) .....	2002-On
60E	K91433L	1	45x80x19.75mm ( CL5, MDX, TL2, O4 '02) .....	2000-03
60E	K95433A	1	45x80x21.25mm ( A8/9, O4/5/6 '03-, MDX3 '03-'04, P4/5, TL3) .....	2003-07
60E	K95430BA	1	40x80x21.25mm ( A5/6/11, C12, CRT4, CRV/4, F9, ILX, RSX2'05-'06, TSX1-4) .....	2005-15
60E	K95430BJ	1	40x80x21.75mm ( CRV2/3, E7-9 ) .....	2007-11
60E	K95430D	1	45x87x23.25mm ( AH, MDX3 '05-'06, P6, RL ) .....	2005-08
60E	K95430H	1	45x87x24.75mm ( A12/14, CRT, F9, MDX7, O7/8/9, P9/11, R5, R9, RDX/10, RL9, TL4/5/6/7, TSX5) .....	2006-On
			<b>Differential Bearing/Race Kits, Left Side (Case) Below:</b>	
61E	K91430L	1	45x81x16mm ( CL5, MDX, TL2, O4 '02 ) .....	2000-03
61E	K91433B	1	40x76.2x17.50mm ( A3, RSX/2 '05, TSX) .....	2000-05
61E	K91433J	1	40x76.2x16mm (RSX) .....	2002-05
61E	K95430A	1	45x81x17.50mm (A8/9 '05, O4 '03-, P4, TL3 '05) .....	2002-05
61E	K95433BA	1	40x76.2x19mm (A5/6/11-'11, C12, CRV, F9, RSX2'05-'06, TSX1-4) .....	2005-13
61E	K95433BJ	1	40x76.2x20.50mm ( A11 '12, CRT4, CRV2/3/4, E7/8/9 ) .....	2007-On
61E	K95430C	1	45x85x19.70mm ( A9 '06-'07, AH, MDX3, O5/6, P5/6, RL, TL3 '06) .....	2003-08
61E	K95433H	1	45x85x24.70mm ( A12/14, CRT, F9, MDX7, O7/8/9, P9/11, R5/9, RDX/10, RL9, TL4/5/6/7, TSX5 ) .....	2006-On
<b>FLUID COOLER/WARMER COMPONENTS</b>				
---	95957U	1	Universal External Cooler Adapter (Replace OE at Trans w/Aftermarket Rad. Mount)...	2000-On
---	95957	1	Cooler-Warmer (A6, A8 '06, TL3) .....	2003-06
---	95957A	1	Cooler-Warmer (CL5, TL2) .....	2000-03
---	95957C	1	Cooler-Warmer (C5) .....	2006-10
<b>SHIFT ENHANCEMENTS</b>				
---	K91946L	1	Lock-up/Lube Kit (TransGo, Prevents Converter Overheating, Fits All V6 Units) ..	2000-09
---	K91946J	1	Lock-up/Lube Kit (TransGo, Prevents Converter Overheating, Fits All 4-Cyl. Units) ..	2000-09
<b>Corrects//Prevents and Upgrades: Hot Trip Converter Blues.Provides Proper Converter Flow and Charge Pressures</b>				
---	ST95946	1	Sure-Cool Kit (Superior, Fits: A8/9, CL5, MDX, O4/5/6, P4/5, P6 '07, TL2/3) .....	2000-09
---	ST95946B	1	Sure-Cool Kit (Superior, Fits: A3/5/6/11, C5, CRV2/3, E7/8/9, F7/9, RSX/2, TSX1-5) .....	2000-09
---	ST95946C	1	Sure-Cool Kit (Superior, Fits: MDX3/7, O7/8, P6 '08, P9, R5/9, RDX, TL5, VUE) .....	2000-09
---	91898L	1	Lube Regulated Pressure Regulator Valve (Sonnax, Fits All) .....	2000-12
---	91898LW	1	Oversized Lube Regulated Pressure Regulator Valve (Fits All, Use K51598LW Tool) .....	2000-12
			<b>Addresses; PO740 and Overheated Converters.</b>	
---	K91887L	1	TC Check Valve Kit (Sonnax, A8/9, CL5, MDX, O4-O6, P4-P6, TL2-TL5) .....	2000-09
---	K91887LA	1	TC Check Valve Kit (A12/14/ AH, CRT, MDX3/7, O7-9, P6-9, R5-9, RL-9, RDX, TL5/6/7, TSX5 & VUE ) .....	2000-09
---	K95887	1	Lockup Shift Valve Kit (Sonnax, A8/9, CL5, MDX, O4-7, P4-P6, TL2-TL5) .....	2000-08
---	K91886LW	1-3	Oversized CPC Valve Kit (Sonnax, Fits All, Use w/K91586LW Tool) .....	2000-On
---	K95884W	1	O/S Lock-up Control Valve Kit (A8/9, CL5, MDX, O4-7, P4-6, TL2-5. Use w/K95884W Tool) .....	2000-08
---	K91885LW	1	Oversized Lock-up Timing Valve Kit (Sonnax, with (3) .471" Spools) .....	2000-08
---	K91885MW	1	Oversized Lock-up Timing Valve Kit (Sonnax, with (2) .471" Spools) .....	2000-08
			<b>Fits: A8/9, CL5, O4-7, P4-P6, TL2-TL5. Use w/K91585LW Tool</b>	
---	K91880P	1	O'Ring End Plug Kit (All Units with Dual Linears) .....	2000-On
<b>MOLDED RUBBER SPRING RETAINERS</b>				
---	95842B	1	Spring Retainer, Low Clutch ( A3/5, CRV, RSX/2 ) .....	2002-On
---	95842BA	1	Spring Retainer, Low Clutch ( TSX/1 ) .....	2004-05
---	95842BB	1	Spring Retainer, Low Clutch ( TSX2/3 ) .....	2006-On
---	95842G	1	Spring Retainer, Low Clutch ( C5, F7/9 ) .....	2002-On
---	95842J	1	Spring Retainer, Low Clutch ( A6/11, CRV2/3, E7/8/9, TSX4 ) .....	2005-On
---	95842B	1	Spring Retainer, 2nd Clutch ( A/3/5/6/11, CRV/2/3, E7/8/9, RSX/2, TSX/1/2/3/4, ) .....	2004-On
---	95842B	1	Spring Retainer, 3rd Clutch ( A3/5/6/11 CRV/2/3, E7/8/9, RSX/2, TSX4 ) .....	2002-On
---	95842BA	1	Spring Retainer, 3rd Clutch ( TSX/1 ) .....	2004-05
---	95842BC	1	Spring Retainer, 3rd Clutch ( TSX2/3 ) .....	2006-On







# Honda - Transverse 5-Speed - Cont'd.










ILL. NO.	PART NUMBER	PER CAR	DESCRIPTION	YEARS
<b>ABBREVIATIONS FOR VEHICLE APPLICATIONS- SEE CHART ON 5.5-5</b>				
<b>A3</b>	= Accord w/4 Cyl. (2003-04)		<b>F7</b>	= Fit (2007-08)
<b>A5</b>	= Accord w/4 Cyl. (2005)		<b>F9</b>	= Fit (2009-12)
<b>A6</b>	= Accord w/4 Cyl. (2006-07)		<b>MDX</b>	= MDX (2001-02)
<b>A11</b>	= Accord w/4 Cyl. (2008-12)		<b>MDX3</b>	= MDX (2003-06)
<b>A8</b>	= Accord V6 (2003-04)		<b>MDX7</b>	= MDX (2007-09)
<b>A9</b>	= Accord V6 (2005-07)		<b>O4</b>	= Odyssey (2002-04)
<b>A12</b>	= Accord V6 (2008-09)		<b>O5</b>	= Odyssey (2005)
<b>A14</b>	= Accord V6 (2010-12)		<b>O6</b>	= Odyssey (2006)
<b>AH</b>	= Accord Hybrid (2005-07)		<b>O7</b>	= Odyssey (2007)
<b>C5</b>	= Civic (2006-12)		<b>O8</b>	= Odyssey (2008)
<b>CL5</b>	= 3.2 CL (2001-03)		<b>O9</b>	= Odyssey (2009-12)
<b>CRV</b>	= CRV (2005-06)		<b>P4</b>	= Pilot (2003-04)
<b>CRV2</b>	= CRV (2007)		<b>P5</b>	= Pilot (2005)
<b>CRV3</b>	= CRV (2008-12)		<b>P6</b>	= Pilot (2006-08)
<b>CRT</b>	= Crosstour (2010-12)		<b>P9</b>	= Pilot (2009-12)
<b>E7</b>	= Element (2007)		<b>R5</b>	= Ridgeline (2006-08)
<b>E8</b>	= Element (2008)		<b>R9</b>	= Ridgeline (2009-12)
<b>E9</b>	= Element (2009-11)		<b>RDX</b>	= RDX (2007-09)
			<b>RDX10</b>	= RDX (2010-12)
			<b>RL</b>	= 3.5 RL (2005-08)
			<b>RL9</b>	= 3.5 RL (2009-12)
			<b>RSX</b>	= RSX (2002-03)
			<b>RSX2</b>	= RSX (2003-06)
			<b>TL2</b>	= 3.2TL (2000-03)
			<b>TL3</b>	= 3.2TL (2004-06)
			<b>TL5</b>	= 3.5TL (2007-08)
			<b>TL6</b>	= 3.5TL (2009-10)
			<b>TL7</b>	= 3.7TL (2009-10)
			<b>TSX</b>	= TSX (2004)
			<b>TSX1</b>	= TSX (2005)
			<b>TSX2</b>	= TSX (2006)
			<b>TSX3</b>	= TSX (2007-08)
			<b>TSX4</b>	= TSX w/2.4L (2009-12)
			<b>TSX5</b>	= TSX w/3.5L (2010-12)
			<b>VUE</b>	= VUE (2004-07)
<b>ELECTRONIC COMPONENTS</b>				
68E	95875A	1	Input Speed Sensor ( CL5, MDX, O4, P4/5, RSX, TL2 )	2001-05
68E	95875B	1	Input Speed Sensor ( CRV2/3, E7/8/9 )	2007-12
68E	95875F	1-2	In/Out Spd Sensor(CRV2/3,E7/8/9,MDX7,O7/8/9,P9,R9,RL9 '11-'12)RDX/10,TL5/6/7)	2007-12
69E	95876C	1	Output Speed Sensor ( MDX3, P5, R5, RSX )	2003-08
69E	95876F	1	Output Speed Sensor ( MDX7, O7/8/9, P9, R9, RL9 '11-'12, RDX/10, TL5/6/7 )	2007-12
70E	91871J	2	Shift Control, Black Connector, External ( A8/9, CL5, MDX, O4/5/6, P4/5 TL2/3 )	2000-10
70E	91872J	2	Shift Control, Brown Connector, External ( A8/9, CL5, MDX, O4/5/6, P4/5, TL2/3 )	2000-10
---	95871	3	Shift Control, Brown Connector, Internal ( TSX/1/2/3 )	2004-08
---	95872	2	Shift Control, Tall Blk Connector, Internal ( TSX/1/2/3 )	2004-08
---	95871B	3	Shift Control, Brn Connector, Internal ( A3/5/6/11,CRV2/3/4,E7/8/9, ILX,RSX/2,TSX4)	2002-14
---	95872B	2	Shift Control, Tall Blk Conn, Internal ( A3/5/6/11, CRV/2/3/4, E7/8/9, ILX, RSX/2,TSX4)	2002-14
---	95871C	2	Shift Control, Brown Connector, Internal (AH/12/14, CRT, MDX3/7, O7/8/9, P6/9, RDX/10, RL/9, R5/9, TL5/6/7, TSX5, VUE )	2003-12
---	95872C	2	Shift Control, Black Connector, Internal ( MDX3, P6, R5, VUE )	2003-12
---	95872CA	2	Shift Control, Black Connector, Internal ( AH/12/14, CRT, MDX7, O7/8/9, P9/11, R9, RDX/10, RL/9, TL5/6/7, TSX5 )	2003-14
---	95871G	2	Shift Control, Brown Connector - Black Body, Internal (C5, C12, F7/9 )	2006-14
---	95872G	2	Shift Control, Black Connector - Black Body, Internal ( C5, C12, F7/9 )	2006-14
71E	91879P	1	Linear (EPC) Dual Solenoid ( A8/9, CL5, MDX, O4/5/6, P4/5, TL2/3 )	2000-06
71E	95879B	1	Linear (EPC) Dual Solenoid ( A3/5/6, CRV2/3, E7/8, RSX/2, TSX/1/2/3 )	2002-10
71E	95879CA	1	Linear (EPC) Dual Solenoid ( AH, MDX3/7, O7, P6, RDX, RL, R5, TL5, VUE )	2005-10
71E	95879G	1	Linear (EPC) Dual Solenoid ( C5, F7 )	2006-12
71E	95879H	1	Linear (EPC) Dual Solenoid ( A12/14,CRT,O8/9, P9/11, R9,RDX10,RL9,TL6/7,TSX5)	2008-12
71E	95879J	1	Linear (EPC) Dual Solenoid ( A11, CRV4, E9, ILX, TSX4, CRV3 )	2008-14
71E	95879GF	1	Linear (EPC) Dual Solenoid ( C12, F9 )	2009-14
72E	95879	1	Linear Single Solenoid ( A8/9, CL5, MDX, O4/5/6, P4/5, TL2/3 )	2000-10
72E	95879A	1	Linear Single Solenoid ( A3/5/6, CRV/2, E7, RSX/2, TSX/2 )	2002-10
72E	95879C	1	Linear Single Solenoid ( AH, , MDX3/7, O7, P6, RDX, RL, R5, TL5, VUE )	2003-12
72E	95879GA	1	Linear Single Solenoid ( C5,CRV3, E8, F7, TSX3 )	2006-12
72E	95879HA	1	Linear Single Solenoid ( A12/14, CRT, O8/9, P9/11, R9, RDX10, RL9, TL6/7, TSX5 )	2008-14
72E	95879JA	1	Linear Single Solenoid ( A11, C12, CRV4, E9, F9, TSX4 )	2008-14
---	91859UVC	1	Solenoid Connector Repair End (External, Fits Dual/Single Linear w/Large Conn.)	2000-On
74E	95878	1	Pressure Switch; Brown, Stepped, Square Connector ( CL5, MDX, O4, P4, TL2 )	2000-04
74E	91878HA	1	Pressure Switch; Black, Stepped, Square Connector ( CL5, MDX, O4, P4, TL2 )	2000-04
74E	95878A	1-2	Pressure Switch; Brown, No-Step, Sq Con (A8/9,AH,MDX3/7,P5/6, RDX,RL,R5,TL3, VUE)	2003-10
74E	95878AB	1	Pressure Switch; Gray, No-Step, Sq Con (A8/9,AH,MDX3/7,P5/6,RDX,RL, R5, TL3, VUE)	2003-10
74E	95878B	1	Pressure Switch; Green, Stepped, Square Connector ( A3/5/6, RSX, TSX/1/2, CRV )	2003-06
74E	91878JA	1	Pressure Switch; Aqua, No-Step, Square Connector ( RSX )	2002-03
74E	95878BA	1	Pressure Switch; Blue, Stepped, Square Connector ( RSX/2 )	2002-06
74E	95878B	1	Pressure Switch; Green, No-Step, Square Connector ( A3/5/6, CRV, TSX/1, RSX2 )	2003-06







# Honda - Transverse 5-Speed - Cont'd.

ILL. NO.	PART NUMBER	PER CAR	DESCRIPTION
ELECTRONIC COMPONENTS - Cont'd.			
74E	95878BC	1	Pressure Switch, Gray, Stepped, Square Connector ( A6, CRV2/3, E7/8, TSX2/3 ) .....2006-08
74E	95878BB	1	Pressure Switch; Blue, No-Step, Square Connector ( CRV2/3, E7/8, TSX3 ) .....2005-10
74E	95878AE	2	Pressure Switch; White/Beige, Stepped, Square Connector ( O5/6/7, TL5 ) .....2006-08
74E	95878AF	1	Pressure Switch; Black, Stepped, Square Connector ( O5/6/7, TL5 ) .....2006-08
74E	95878G	1	Pressure Switch; Orange/Yellow, No-Step Silver Base, Square Connector ( C5, F7 ) .....2006-10
74E	95878GA	1	Pressure Switch; Brown, Stepped, Square Connector ( C5, F7 ) .....2006-10
74E	95878H	2	Pressure Switch; Brown, No-Step, Oval Connector ( A12/14, F11, P9, R9, RDX10 ) .....2008-14
74E	95878HA	1	Pressure Switch; Gray, No-Step Oval Connector ( A12/14, F11, P9, R9, RDX10 ) .....2008-14
74E	95878HB	1-2	Pressure Switch; White, Stepped, Oval Connector ( CRT, O8/9, TL6/7, TSX5 ) .....2005-12
74E	95878HC	1	Pressure Switch; Black, Stepped, Oval Connector ( C12, CRT, O8/9, TL6/7, TSX5 ) .....2005-14
74E	95878J	1	Pressure Switch; Blue, No-Step, Oval Connector ( A11, CRV4, E9, ILX, TSX4 ) .....2008-14
74E	95878JA	1	Pressure Switch; Gray/Green, Stepped, Oval Connector ( A11, CRV4, E9, ILX, TSX4 ) ..2008-14
74E	95878GF	1	Pressure Switch; Orange, No-Step Silver Base, Oval Connector ( F9 ) .....2009-13
74E	95878GG	1	Pressure Switch; Brown, Stepped, Oval Connector ( F9 ) ..... 2009-13

<p>No-Step Base</p>  <p>No Step</p>	<p>Stepped Base</p>  <p>Step</p>
Pressure Switch Identification Chart	

 <p>Black Connector</p> <p>91871J</p>	 <p>Brown Connector</p> <p>91872J</p>
---	--

Internal Shift Solenoid I.D. Chart						
Picture Shows Bracket Position Relative To Connector Position With Connector Position at 12:00						
 <p>Short Connector</p>	 <p>Tall Connector</p>					
						
Short Brown Connector/ Metal Snout	Short Brown Connector/ Plastic Snout	Short Brown Connector/ Plastic Snout	Tall Black Connector/ Metal Snout	Tall Black Connector/ Plastic Snout	Short Black Connector/ Plastic Snout	Short Black Connector/ Metal Snout
95871	95871B	95871C	95872	95872B	95872C	95872CA

 <p>95879</p>	 <p>95879A</p>	 <p>95879C (Large Connector .700") 95879HA (Small Connector .500")</p>
 <p>91879P</p>	 <p>95879B (Large Connectors .700") 95879J (Small Connectors .500")</p>	 <p>95879CA (Large Connectors .700") 95879H (Small Connectors .500")</p>

# Honda - Transverse 5-Speed - Cont'd.

ILL. NO.	PART NUMBER	PER CAR	DESCRIPTION	YEARS
<b>HARD PARTS</b>				
<i>Note : When ordering Hard Parts, please add the appropriate suffix : (-R) Reman, (-U) Used, (-A) Aftermarket.</i>				
101B	95831AC	1	Low Gear ( A8/9, CL5, MDX, O4/5/6, P4/5, TL2/3 ) ..... <b>30 Teeth</b> .....	2000-On
101B	95831C	1	Low Gear ( MDX3, VUE ) ..... <b>27 Teeth - 3 Steps</b> .....	2003-On
101B	95831D	1	Low Gear ( P6, R5 ) ..... <b>27 Teeth - Not Stepped</b> .....	2006-On
101B	95831F	1	Low Gear ( MDX7, P9/11, R9 ) ..... <b>28 Teeth</b> .....	2007-On
101B	95831H	1	Low Gear ( A12/14, CRT, O7/8/9, RDX/10, RL9, TL5/6/7, TSX5 - <b>28 Teeth</b> ) ..... <b>2001-On</b>	2007-On
102/3B	K95813AC	1	Low Hub and Sprag Kit ( A8/9, CL5, MDX/3, O4/5/6, P4/5, RL, TL2/3, VUE ) ..... <b>2001-On</b>	2007-On
102/3B	K95813F	1	Low Hub and Sprag Kit ( A12/14, DX7, O7/8/9, P6/9/11, R5/9, RDX/10, RL9, TL4/5/6/7, TSX5 ).....	2006-On
103B	51814	1	Low Sprag ( A8/9, CL5, MDX/3, O4/5/6, P4/5, RL, TL2/3, VUE ) ..... <b>2000-On</b>	2000-On
---	95422A	1-2	Second Gear/Secondary Shaft Bearing (Front and Rear) ( A8/9, O4-O6, P4/5 ) ..... <b>2003-08</b>	2003-08
114D	95866	1	Counter-Shaft (A8, CL5, TL2 - 14 Teeth 1 I.D. Groove High)..... <b>2000-On</b>	2000-On
114D	95866A	1	Counter-Shaft (O4 - 15 Teeth 1 I.D. Groove High & 1 Low)..... <b>2002-On</b>	2002-On
114D	95866AC	1	Counter-Shaft (A6, O5/6, P6, TL3 '06 - 14 Teeth NO I.D. Groove)..... <b>2005-On</b>	2005-On
114D	95866B	1	Counter-Shaft (MDX - 14 Teeth 1 Center I.D. Groove)..... <b>2000-On</b>	2000-On
114D	95866E	1	Counter-Shaft (P4, TL '04 - 14 Teeth 3 evenly spaced I.D. Grooves) ..... <b>2003-On</b>	2003-On
115D	95868	1	Diff. Ring Gear (A8, CL5, TL2 - 62 Teeth 2 I.D. Grooves Center) ..... <b>2000-On</b>	2000-On
115D	95868A	1	Diff. Ring Gear (O4 - 63 Teeth 4 I.D. Grooves Low)..... <b>2002-On</b>	2002-On
115D	95868AC	1	Diff. Ring Gear (A6, O5/6, P6, TL3 '06 - 62 Teeth 3 I.D. Grooves 2 High 1 Low) ..... <b>2005-On</b>	2005-On
115D	95868B	1	Diff. Ring Gear (MDX - 62 Teeth 3 evenly spaced I.D. Grooves)..... <b>2000-On</b>	2000-On
115D	95868E	1	Diff. Ring Gear (P4, TL '04 - 62 Teeth No I.D. Grooves) ..... <b>2003-On</b>	2003-On
123D	K95763A	1	3rd Clutch Retainer, Snap Ring and Spring Kit ( A8/9, CL5, MDX, O4/5/6, P4/5, TL2 ) ..... <b>2000-On</b>	2000-On
124D	95843	1	3rd Clutch Piston ( 132mm/24 Tooth Steel - A8, CL5, TL2 ) ..... <b>2001-On</b>	2001-On
124D	95843A	1	3rd Clutch Piston ( 135mm/20 Tooth Steel - A9, MDX, O4/5/6, P4/5 ) ..... <b>2000-On</b>	2000-On
125D	95803	1	3rd Clutch Drum ( 132mm/24 Tooth Steel - A8, CL5, TL2 ) ..... <b>2001-On</b>	2001-On
125D	95803A	1	3rd Clutch Drum ( 135mm/20 Tooth Steel - A9, MDX, O4/5/6, P4/5 ) ..... <b>2000-On</b>	2000-On
126D	K95803A	1	3rd Clutch Drum Kit ( 135mm will retro 132mm-A8/9, CL5, MDX, O4/5/6, P4/5, TL2 ) ..... <b>2000-On</b>	2000-On
130E	95695	1	Bell Case, Reman ( A8 ) ..... <b>2003-05</b>	2003-05
130E	95695AE	1	Bell Case, Reman ( TL2 ) ..... w/o Speedo-Hole ..... <b>2001-03</b>	2001-03
130E	95695AF	1	Bell Case, Reman ( TL2 ) ..... w/Speedo-Hole..... <b>2001-03</b>	2001-03
130E	95695AD	1	Bell Case, Reman ( MDX ) ..... <b>2001-02</b>	2001-02
130E	95695A	1	Bell Case, Reman ( O4 ) ..... <b>2002-04</b>	2002-04
130E	95695AC	1	Bell Case, Reman ( O5/6 ) ..... <b>2005-06</b>	2005-06
130E	95695AP	1	Bell Case, Reman ( P4 ) ..... <b>2003-04</b>	2003-04
130E	95695AR	1	Bell Case, Reman ( P5 ) ..... <b>2005</b>	2005
130E	95695E	1	Bell Case, Reman ( TL3 ) ..... <b>2004-06</b>	2004-06
140E	95666	1	Body, Accumulator (A8/9, MDX, O4, TL - Cast # P7W) ..... <b>2000-On</b>	2000-On
140E	95666C	1	Body, Accumulator (Cast # RDK) ..... <b>2003-On</b>	2003-On
140E	95666F	1	Body, Accumulator (Cast # RJB) ..... <b>2007-On</b>	2007-On
140E	95665	1	Body, Regulator (A8/9, MDX, O4, TL - Cast # P7W) ..... <b>2000-On</b>	2000-On
141E	95665C	1	Body, Regulator (Cast # RDK) ..... <b>2003-07</b>	2003-07
141E	95665F	1	Body, Regulator (Cast # RWE) ..... <b>2007-On</b>	2007-On
147E	95697BA	1	Main Case, Reman ( A3/5 ) ..... BCLA/MCLA..... <b>2003-05</b>	2003-05
147E	95697	1	Main Case, Reman ( A8 ) ..... BAYA MAYA w/75mm Counter-Shaft Brg. .... <b>2003-05</b>	2003-05
147E	95697AE	1	Main Case, Reman ( CL5 / TL2 ) ..... w/75mm or 81mm Counter-Shaft Brg. .... <b>2001-03</b>	2001-03
147E	95697BC	1	Main Case, Reman ( CRV ) ..... GPPA, MZKA. .... <b>2005-06</b>	2005-06
147E	95697AD	1	Main Case, Reman ( MDX ) MGHA BGHA w/75 or 81mm Counter-Shaft Brg. .... <b>2001-02</b>	2001-02
147E	95967A	1	Main Case, Reman ( O4 ) ..... BYBA w/75mm Counter-Shaft Brg..... <b>2002-04</b>	2002-04
147E	95967AB	1	Main Case, Reman ( O4 ) ..... BYBA w/81mm Counter-Shaft Brg..... <b>2002-04</b>	2002-04
147E	95967AC	1	Main Case, Reman ( O5/6 ) ..... BGRA w/81mm Counter-Shaft Brg. .... <b>2005-06</b>	2005-06
147E	95967AP	1	Main Case, Reman ( P4 ) ..... BVGA, PVGA w/75 OR 81mm Counter-Shaft Brg..... <b>2003-04</b>	2003-04
147E	95967AR	1	Main Case, Reman ( P5 ) ..... BVGA, PVGA w/81mm Counter-Shaft Brg. .... <b>2005</b>	2005
147E	95967E	1	Main Case, Reman ( TL3 ) ..... BDGA w/75 or 81mm Counter-Shaft Brg. .... <b>2004-06</b>	2004-06
---	95672	1	Collar, Oil Guide 2nd Feed (A12/14/H, CRT/4, MDX3/7, O7-9, P6-11, R5-9, RDX-10, RL-9, TL4-7) ..... <b>2003-12</b>	2003-12
---	95672B	1	Collar, Oil Guide 2nd Feed ( A3-11, CRV-3, E7-9 - Slips in 2nd, See K95913) ..... <b>2003-12</b>	2003-12
---	K95913	1	Puller Set, Large Bearing or Collar (Superior, Use for 95672/B Removal) ..... <b>2003-On</b>	2003-On
---	K95849B	1	Tube Set, Lube Feed Pipe ( A3/5, CRV - Commonly Cracked ) ..... <b>2003-06</b>	2003-06
150E	95687	1	Cover, Rear Case ( A8/9, MDX, O4, TL ) ..... <b>2000-On</b>	2000-On
180B	95891BA	1	Mainshaft Nut (24mm Right Hand - A3-11, CRV3-5, E2-4, RSX/2, TSX1-5) ..... <b>2003-On</b>	2003-On
180B	91891B	1	Mainshaft Nut (24mm Right Hand - A8/9, CL5, O4-6, P4/5, TL2/3) ..... <b>2000-On</b>	2000-On
180B	95891DA	1	Mainshaft Nut (26mm Right Hand - A12/14/H, P6/9, R5/9, RDX/10, RL/9, TL5-7, TSX5) ..... <b>2003-On</b>	2003-On
180B	95891G	1	Mainshaft Nut (22mm Right Hand - C5) ..... <b>2006-On</b>	2006-On
181C	95891BA	1	Secondary Nut (24mm Right Hand - CRV3) ..... <b>2008-On</b>	2008-On
181C	91892B	1	Secondary Nut (24mm Left Hand - A8/9, CL5, O4-6, P4/5, TL3) ..... <b>2003-On</b>	2003-On
181C	91891A	1	Secondary Nut (24mm Left Hand - A3-11, C5, CRV4/5, E2-4, RSX/2, TSX1-4) ..... <b>2003-On</b>	2003-On
181C	91891B	1	Secondary Nut (24mm Right Hand - TL2) ..... <b>2000-On</b>	2000-On
181C	95891DA	1	Secondary Nut (26mm Right Hand - A12/14/H, O7-9, P6/9, RDX/10, RL/9, TL5-7, TSX5) ..... <b>2003-On</b>	2003-On
182D	91892B	1	Countershaft Nut (24mm Left Hand - A8/9, CL5, O4-6, P4/5, TL2/3) ..... <b>2000-On</b>	2000-On
182D	91891A	1	Countershaft Nut (24mm Left Hand - All, Except Above) ..... <b>2000-On</b>	2000-On